

Erratum

Cilostazol eliminates radiation-resistant glioblastoma by re-evoking big conductance calcium-activated potassium channel activity: Am J Cancer Res. 2021; 11(4): 1148-1169

Chan-Chuan Liu¹, Cheng-Lin Wu³, I-Chun Yeh⁶, Sheng-Nan Wu², Chun-I Sze^{1,3*}, Po-Wu Gean^{1,4,5*}

¹Institute of Basic Medical Sciences, College of Medicine, National Cheng-Kung University, Tainan, Taiwan; ²Department of Physiology, College of Medicine, National Cheng-Kung University, Tainan, Taiwan; ³Department of Pathology, National Cheng Kung University Hospital, College of Medicine, National Cheng-Kung University, Tainan, Taiwan; ⁴Department of Pharmacology, College of Medicine, National Cheng-Kung University, Tainan, Taiwan; ⁵Department of Biotechnology and Bioindustry Sciences, National Cheng-Kung University, Tainan, Taiwan; ⁶Department of Radiation Oncology, Kuo General Hospital, Tainan, Taiwan. *Equal contributors.

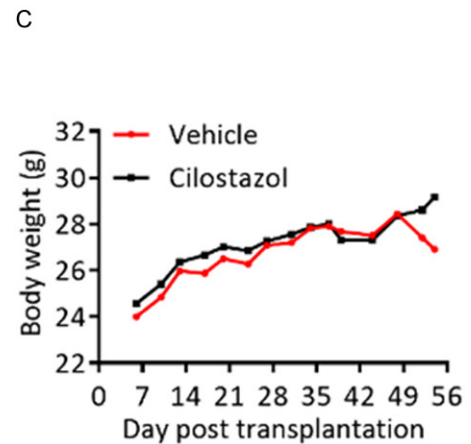
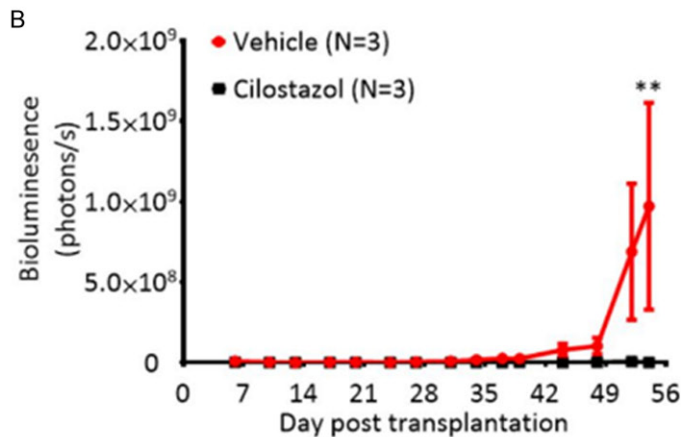
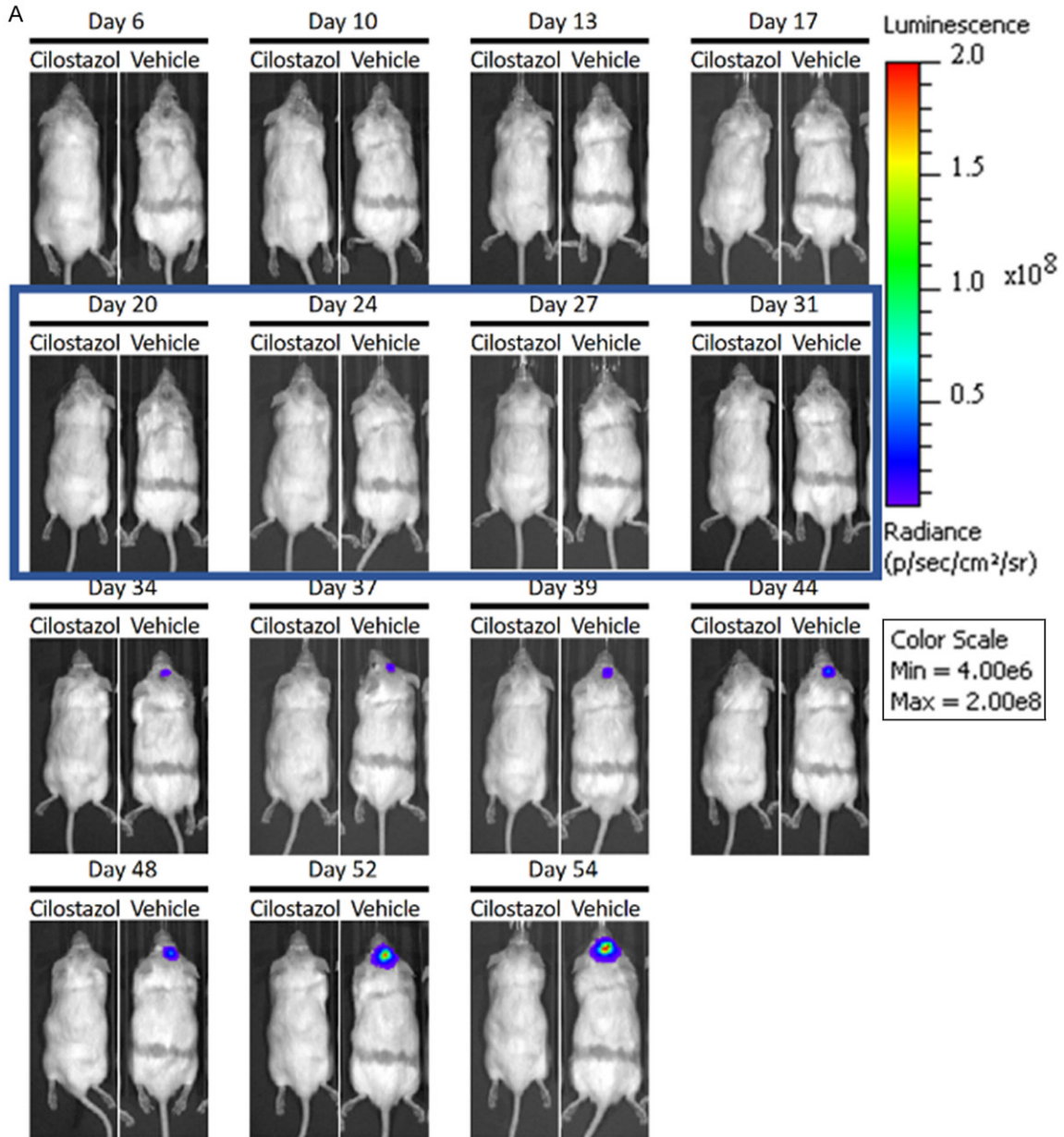
Received June 7, 2021; Accepted June 16, 2021; Epub September 15, 2021; Published September 30, 2021

In this article, we found the mistakes in **Figures 12A** and **13**. These mistakes did not affect the results, the findings, and conclusion of this study. Therefore, we would like to correct the mistakes and replaced the images. The correct **Figures 12A** and **13** are as follows.

Address correspondence to: Dr. Chun-I Sze, Institute of Basic Medical Sciences, Department of Pathology, National Cheng Kung University Hospital,

College of Medicine, National Cheng-Kung University, Tainan 70101, Taiwan. Tel: +886-6-235353-5656; E-mail: szec@mail.ncku.edu.tw; Dr. Po-Wu Gean, Institute of Basic Medical Sciences, Department of Pharmacology, College of Medicine, Department of Biotechnology and Bioindustry Sciences, National Cheng-Kung University, Tainan 70101, Taiwan. Tel: +886-6-2353535-5507; E-mail: powu@mail.ncku.edu.tw

Cilostazol for treating radiation-resistant GBM



Cilostazol for treating radiation-resistant GBM

Figure 12. Cilostazol inhibits radiation-resistant 1306MG 3.5GR6 growth in an intracranial tumor model. A. Luc-expressing radiation-resistant 1306MG 3.5GR6 cells (5×10^5 cells) were injected intracranially into the striatum of NOD-SCID mice. Tumor growth was monitored using an IVIS-200 imaging system; B. The histogram indicating tumor growth by evaluating bioluminescent photons. Tumor growth was slower in the Cilostazol-treated mice than in the vehicle-control mice; means \pm SEM; $n = 3$ in vehicle and Cilostazol groups; * means comparison with vehicle control; **, $p < 0.01$; C. The histogram indicating the changes of body weight. Cilostazol did not alter the body weight.

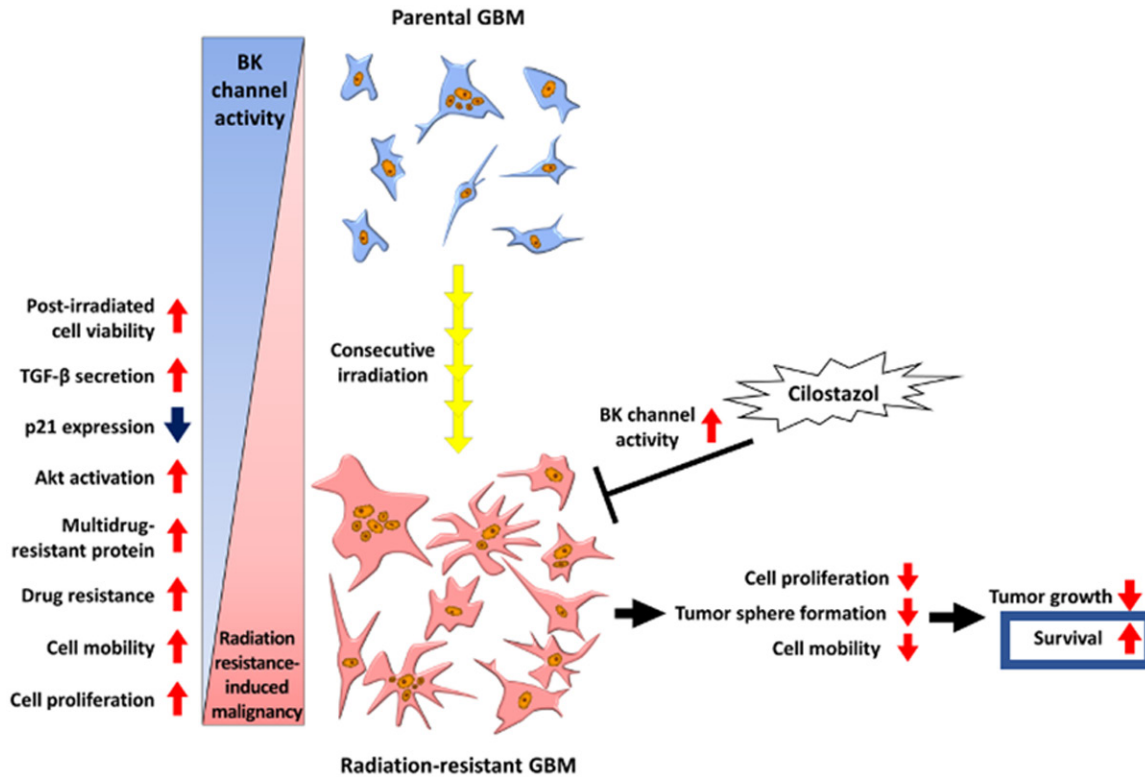


Figure 13. Summary of the alternation of BK channel activity in developing radiation resistance in GBM.